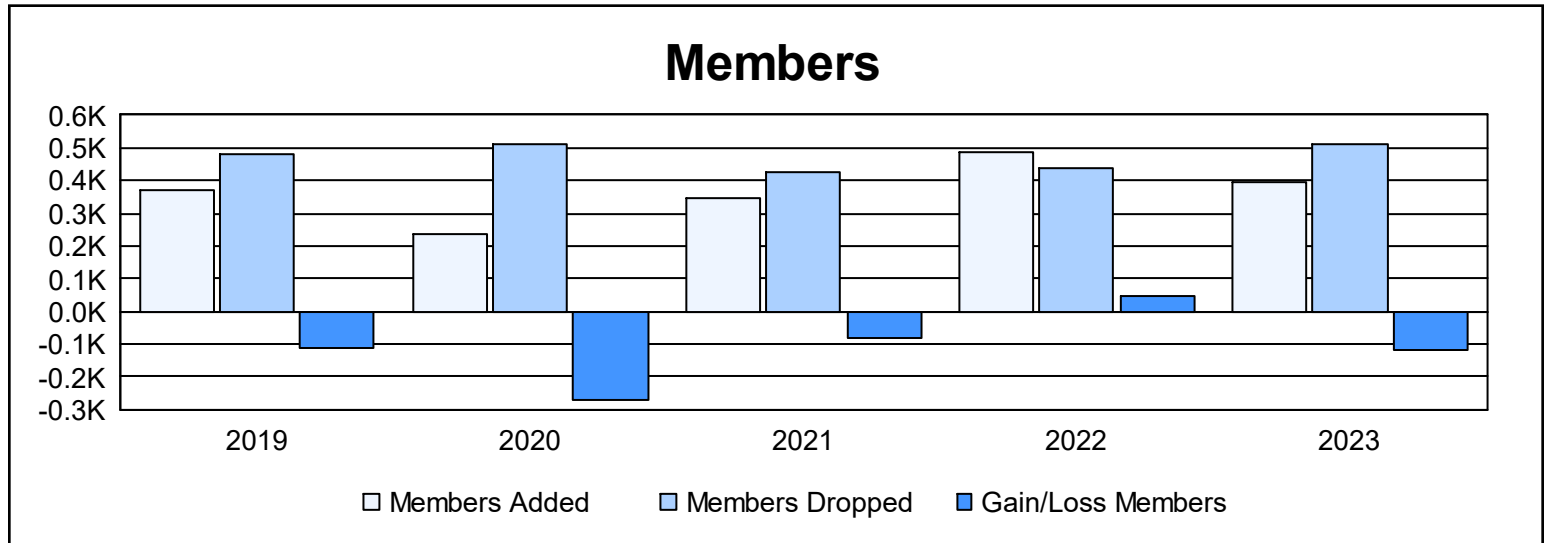
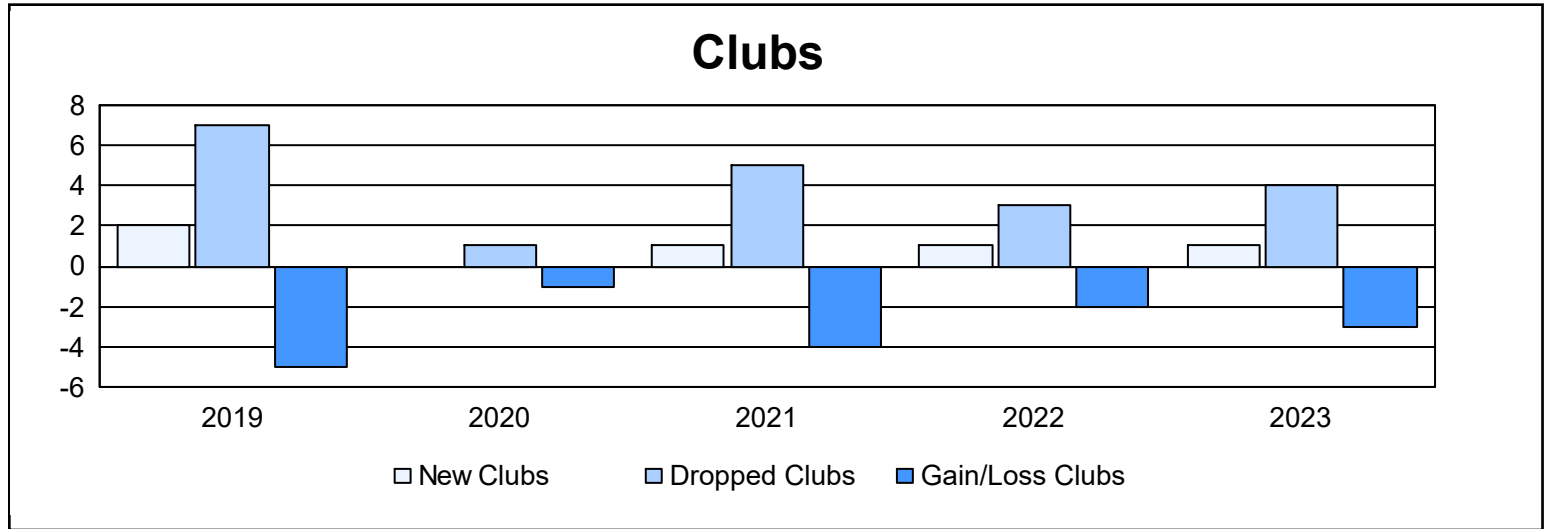
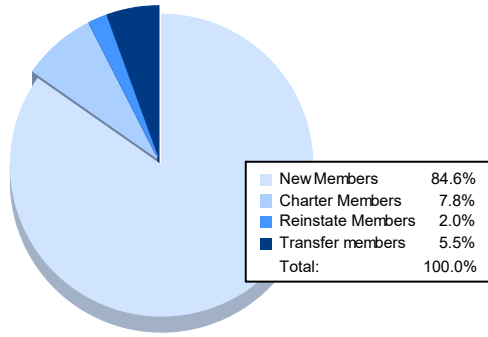


Year	New Clubs	Dropped Clubs	Gain/ Loss Clubs	New Members	Charter Members	Reinstate Members	Transfer Members	Total Member Added	Total Members Dropped	Gain/ Loss Members
2018-2019	2	7	-5	263	69	15	26	373	483	-110
2019-2020	0	1	-1	194	7	14	22	237	510	-273
2020-2021	1	5	-4	270	32	24	18	344	428	-84
2021-2022	1	3	-2	400	23	28	36	487	440	47
2022-2023	1	4	-3	336	31	8	22	397	514	-117
<b>Average</b>	<b>1</b>	<b>4</b>	<b>-3</b>	<b>293</b>	<b>32</b>	<b>18</b>	<b>25</b>	<b>368</b>	<b>475</b>	<b>-107</b>



### Membership Composition June 2023 Cumulative



### Gender Composition June 2023 Cumulative

